


EE60 SERIES
60 Watts
KEY FEATURES

- PC Board Mountable Switching Power Module
- Universal Input: 85-265 VAC
- Single Output
- 5 VDC to 48 VDC Output
- 4000 VAC Input to Output Isolation
- CE, UL, Approval
- 2-Year Warranty

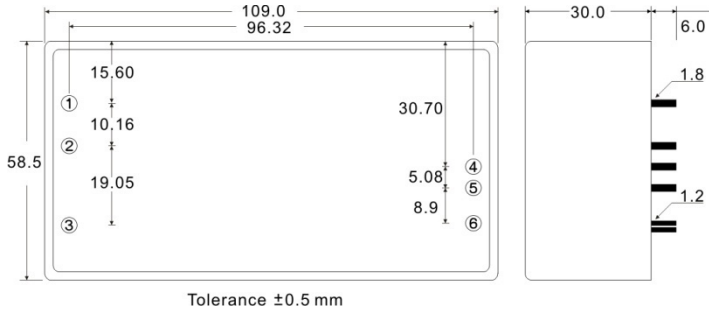

ELECTRICAL SPECIFICATIONS

Model No.	EE50-5S	EE60-9S	EE60-12S	EE60-15S	EE60-24S	EE60-48S						
Max Output Wattage (W)	50W	60W	60W	60W	60W	60W						
Input	Voltage						85-265 VAC or 100-370 VDC					
	Frequency (Hz)						47-65 Hz					
	Current (Full load)						2 A max. (115 VAC) / 1 A max. (230 VAC)					
	Inrush Current (<2ms)						30 A max. (115 VAC) / 50 A max. (230 VAC)					
	Leakage Current						0.5 mA max.					
Output	Voltage (V.DC.)	5V	9V	12V	15V	24V	48V					
	Voltage Accuracy						±2%					
	Current (mA) max						10,000	6,660	5,000	4,000	2,500	1,250
	Line Regulation (LL-HL) (typ.)						±1%					
	Load Regulation (5-100%) (typ.)						±1%					
	Minimum Load						1%					
	Maximum Capacitive Load						470-23,000µF depending on model					
	Ripple						<0.2% Vout +40mV max (Vp-p)					
	Noise						<0.5% Vout +50mV max (Vp-p)					
	Efficiency (at 230V)						82%	84%	86%	86%	86%	86%
	Trim						±10%					
	Hold-up Time						10 ms min.					
	Switching Frequency						100 kHz					
Protection	Over Power Protection						Auto recovery					
	Over Voltage Protection						Zener diode clamp					
	Short Circuit Protection						Auto recovery					
Isolation	Input-Output (V.AC)						4000V					
	Input-FG (V.AC)						2000V					
	Output-FG (V.AC)						500V					
Environment	Operating Temperature						-40°C...+70°C (with derating)					
	Storage Temperature						-50°C...+85°C					
	Temperature coefficient						±0.02%/°C					
	Humidity						95% RH					
	MTBF						>130,000 h @ 25°C (MIL-HDBK-217F)					
Physical	Dimension (L x W x H)						4.3 x 2.3 x 1.18 Inches (109.0 x 58.5 x 30 mm) Tolerance ±0.5 mm					
	Weight						310 g					
	Cooling Method						Free air convection					
Safety	Agency Approvals						CE, UL					
EMC	EMI (Conducted & Radiated Emission)						EN 55022 class B					
	EMS (Noise Immunity)						EN 55024					

All specifications valid at nominal input voltage, full load and +25°C after warm-up time unless otherwise stated.

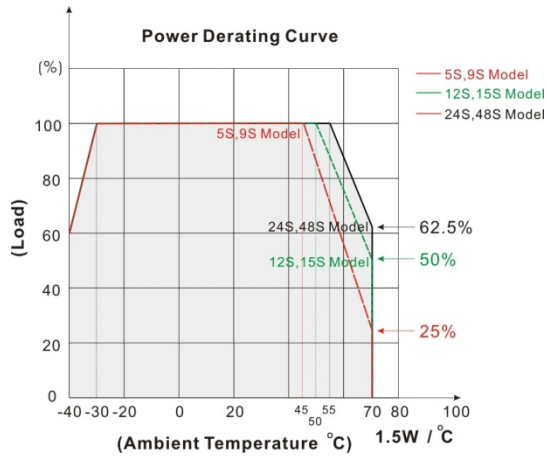
Measured with 0.1μ 50V // 47μ 50V Ceramic Cap. Cross to output

MECHANICAL DIMENSION (Top View)



PIN#	SINGLE
1	AC IN (N)
2	AC IN (L)
3	FG
4	+DC OUT
5	-DC OUT
6	Trim

DERATING



BLOCK DIAGRAM

